



# TERRIGAL HS WIPING OUT WASTE CASE STUDY



We acknowledge that our school rests upon the beautiful land of the Darkinjung people, and we extend our respects to Aboriginal people both past and present.



# Wiping Out Waste 2019



## Aim:

- less waste to landfill
- maximise resource recovery
- creating a zero waste culture in the school communities participating
- changing habits and changing behaviours

**Intended benefits:** financial savings for each school and achieving sustainability outcomes.

*This was a Pilot Program delivered by Rumbalara Environmental Education Centre, funded by Central Coast Council and supported by Cleanaway Waste Educators.*

# Thinking globally and acting locally


## United Nations

**SUSTAINABLE  
DEVELOPMENT  
GOALS**

**12** RESPONSIBLE  
CONSUMPTION  
AND PRODUCTION



**14** LIFE  
BELOW WATER



**15** LIFE  
ON LAND



Learning to be less wasteful is part of being a good global citizen.  
Sustainability is about considering the needs of future generations.



In 2019 Terrigal HS signed up for the Wiping Out Waste Program.



Year 12 Science Students under the guidance of Science Teacher Vikki Austin, with Sharon Carson and Lisa Wriley from Rumbalara Environmental Education Centre, conducted an audit of the playground waste from Year 7 and Year 12 from ONE day.

Terrigal HS WASTE AUDIT 8/5/19 Yr 12 Earth + Environmental Sc.									
	Yr 7 <sup>172 \$t.</sup> Playground		Yr 12 <sup>160 \$t.</sup> Playground		Total <sup>Yr 7 + Yr 12</sup>		Week	Term	Year
	MASS (kg)	VOLUME (L)	MASS (kg)	VOLUME (L)	MASS (kg)	VOLUME (L)			
Food & Organic Waste	5.4kg	18L	5.7	20L	11.1	38	55.5kg 190 Litres	555kg 1900 L	2.22 tonnes 7600 Litres
Recyclable Paper & Cardboard	0.4kg	20L	0.05 (50g)	1L	0.45	21			
Recyclable Containers	0.6kg 57	18 L	1.0kg	40L	1.6	58	Return + Errin Yr 7 57 Poppas - 17 Up to 12 Cars - 16 Plastic Bunko 4 Yr 12 Poppas 15 Bunkos 28 > total 13		
Mixed Waste	1.6kg	35L	3.1kg	54L	4.7	89	23.5kg 445 L	235kg 4450L	940kg MIXED 17,800 L WASTE
TOTAL	11.6kg	91L	9.85kg	115L	21.45kg	206L	Soft Plastics 1.3kg Straws 43 straws Plastic Cutlery 13 items Volume: 75L noncompacted.		





# TERRIGAL HS Waste Audit in 2019



**BEFORE**



**AFTER**

# TERRIGAL HS

## Waste Audit Day



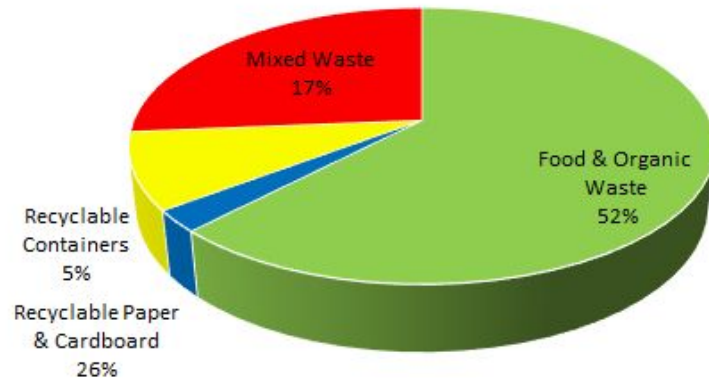
We measured all the waste from one day and recorded the mass and volume of each category - organic, paper and cardboard, recyclable containers and mixed waste.

# TERRIGAL HS

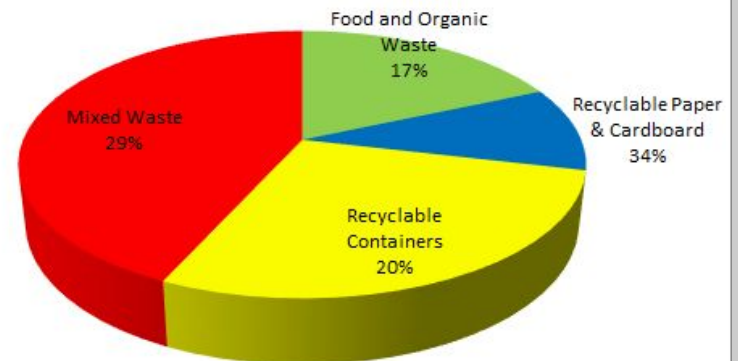
## Waste Audit Results



**Terrigal HS Waste Audit  
Yr 7 & Yr 12 Eating Areas  
8/5/19 Mass (KG)**



**Terrigal HS Waste Audit  
Yr 7 & Yr 12 Eating Areas  
8/5/19 Volume (Litres)**



We estimated that if this was an average day and the Yr 7 and Yr12 Eating areas represented one third of the school, then our school would create over 6 Tonnes of food waste per year. We could also fundraise approximately \$6000 from 10c refunds on bottles, cans and poppas!

# ACTIONS taken to reduce waste to landfill and increase resource recovery

## Organics - Food Waste

1) All staff rooms now have a compost bucket which is emptied by our Multicat students and taken to the worm farm or chooks in the ag farm.



## Recycling Bins

2) Recycling bins are in all staff rooms to collect all non-paper recyclables.



# Our next plans for Wiping Out Waste

The school has contacted Envirobank in West Gosford and we are negotiating a bag/container to put near canteen to start the recycling of bottles/can from the students.

