

Yabby traps are banned in waters where platypus are found



Platypus are found in river systems in NSW east of the Newell Highway which runs from Tocumwal in the south to Goondiwindi in the north.

Platypus are also found in the Murray River downstream to Echuca (Ec) in the Edward River downstream to Stevens Weir (SW), and in the Murrumbidgee River downstream to Darlington Point (DP).

You must not use yabby traps in public waters (rivers, creeks, lakes) in these areas. If you want to catch yabbies in these waters, use lift or hoop nets where they are permitted. If you have permission to access farm dams, use your modified yabby traps there - but be careful as platypus are sometimes found in larger farm dams with vegetated banks.

Remember, all traps and nets are illegal in notified trout waters except for the use of lift nets in Lake Eucumbene and Lake Jindabyne.

3 ways you can help reduce wildlife drowning in yabby traps

- 1 Modify your traps to minimise harm to other wildlife**
- 2 You must not use yabby traps where platypus are found**
(See map)
- 3 Check your traps regularly - don't leave them unchecked for more than 24 hrs**

Further information

NSW Fisheries
1300 550 474
www.fisheries.nsw.gov.au

National Parks and Wildlife Service
1300 361 967
www.npws.nsw.gov.au



OUR ENVIRONMENT
it's a living thing
A NEW GOVERNMENT INITIATIVE



NSWF121R_DEC03.mo • PLATYPUS IMAGE COURTESY STONEY AQUARIUM. LONG NECK TURTLE IMAGE COURTESY NPWS

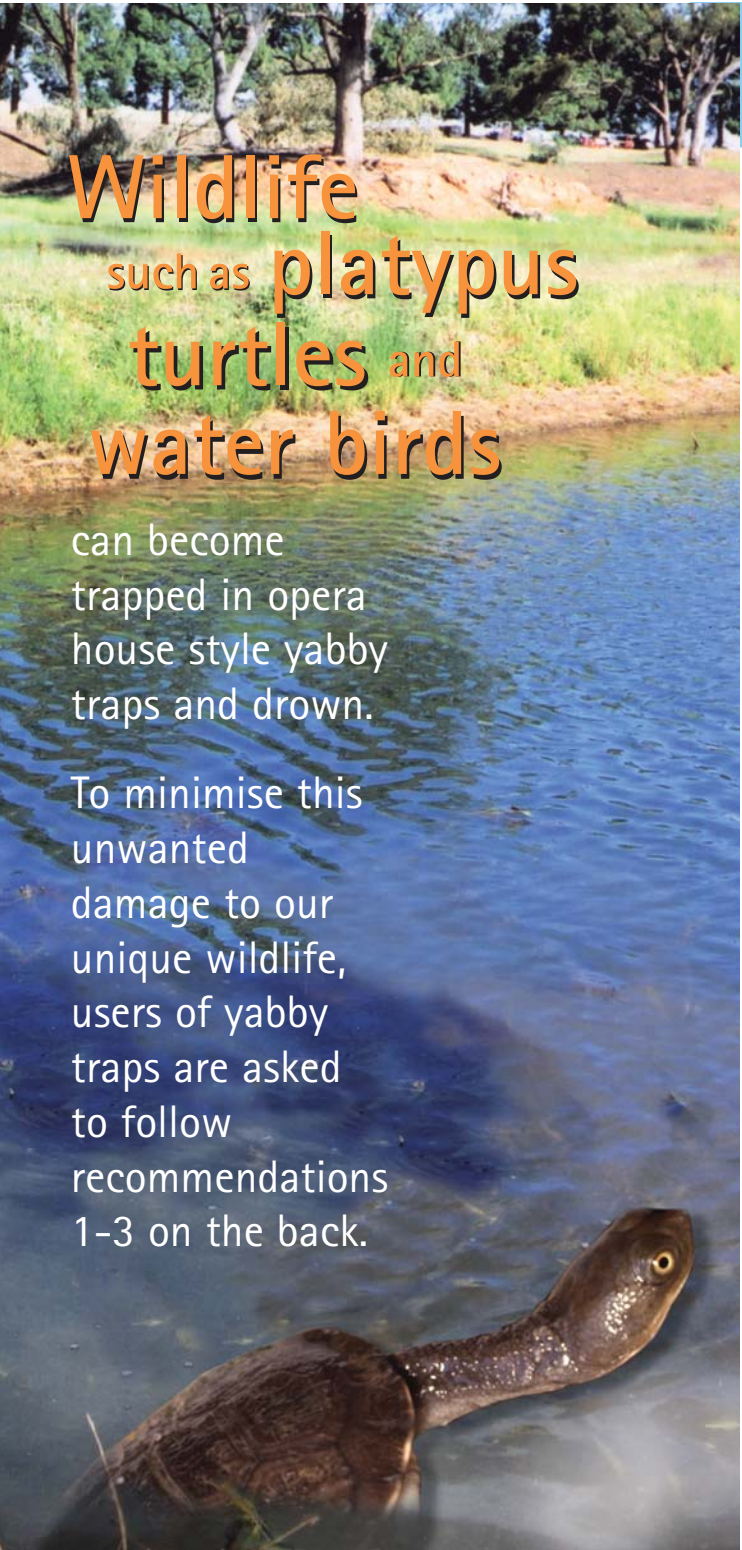


OUR ENVIRONMENT
it's a living thing
A NEW GOVERNMENT INITIATIVE

HELP reduce wildlife drowning in yabby traps

New rules apply from 1 Nov 2003





Wildlife such as platypus turtles and water birds

can become trapped in opera house style yabby traps and drown.

To minimise this unwanted damage to our unique wildlife, users of yabby traps are asked to follow recommendations 1-3 on the back.


Modify your yabby traps

If your traps don't have rigid metal or plastic rings on the entrance funnels with a diameter of 90 mm or less, fit rings as described below.


These rings will restrict wildlife such as turtles and cormorants from getting into the traps. You will not lose your bait from the traps as often, and your yabby catches will not be reduced.

STEPS



A CUT A 30 CM LENGTH OF COATHANGER WIRE AND BEND THE ENDS.



B FORM A RING.



C THREAD THE WIRE INTO THE MESH OF THE YABBY TRAP ENTRANCE FUNNEL.

AN UNMODIFIED YABBY TRAP IS A HAZARD TO WILDLIFE

How to fit the rings

The simplest way to fit metal rings to traps that don't have them is to take a 30 cm length of stiff wire, eg coathanger wire.

At each end fold a 1 cm length of the wire over to form a hook. Bend the wire into a circle and thread through the mesh of the yabby trap entrance funnel about halfway along the funnel to form a vertical ring around the funnel.

Hook the two ends of the wire together and crimp down the ends with pliers.

You have now modified one entry funnel. Do the same thing with the other funnel, and your trap is now less harmful.

It is important to remember that even modified traps will not keep platypus out. Don't use traps in platypus waters.