

Stage 3 – Science, Living World

Our School, Our Place

Incursion at your school or local area

Program Overview

Students will engage in a local fieldwork study and conduct scientific investigations on local biodiversity and water quality (dependant on site). They will examine how the environmental conditions affect the growth, adaptations and survival of living things, by collecting and analysing data to communicate their investigation.

Key Questions

1. How do physical conditions affect the survival of living things?
2. How do the structural and behavioural features of living things support survival?

Learning Experiences & Content

Flora & Fauna Investigation

Rumbalara EEC will investigate locations for a walk in close proximity to your school or choose a site within the school grounds. Students will learn how to identify trees and classify them based on their observable features. Using iPads provided by Rumbalara they will also observe the adaptations of the local vegetation and take photos to create an iBook of their findings. Field guide Apps will be used to identify local wildlife and discuss possible food webs. Students will also discuss management options for this environment.



Water Quality Testing

Students will apply fieldwork skills to measure and describe the characteristics of an aquatic environment. They will learn how to conduct a water quality investigation by measuring temperature, turbidity, pH and salinity. Dip nets will be provided to enable students to catch and record aquatic invertebrates and observe adaptations of specimens caught. This option is only available for schools in close proximity (walking distance) to areas such as wetlands, estuaries, creeks, ponds and lagoons.



Data Collection & Analysis

Students will carry out tests using scientific equipment to collect, record and analyse abiotic factors (non-living environmental factors) in two different locations in their local area. They will collate the information gathered on the day in a spreadsheet, draw conclusions from data and present their work in Book Creator App with the Rumbalara EEC iPads.



Stage 3 – Science, Living World

Our School, Our Place

Incursion at your school or local area

Outcomes

A Student:

- ✿ **ST3-1WS-S** plans and conducts scientific investigations to answer testable questions, and collects and summarises data to communicate conclusions.
- ✿ **ST3-2DP-T** plans and uses materials, tools and equipment to develop solutions for a need or opportunity.
- ✿ **ST3-4LW-S** examines how the environment affects the growth, survival and adaptation of living things.

Skills Focus

Working Scientifically

Planning and conducting investigations

- ✿ plan and apply scientific investigations to answer problems
- ✿ select appropriate measurement methods

Processing and analysing data






- ✿ construct and represent data, describe observations and identify patterns in data.

Content

Growth and survival of living things

- ✿ plan and conduct a fair test to show the conditions needed for a particular plant or animal to grow and survive in its environment


(ACSSU094) SciT    

- ✿ describe how changing physical conditions in the environment affect the growth and survival of living things     

- ✿ understand that scientific and technological knowledge is used to solve problems and inform personal and community decisions

(AC SHE083, AC SHE100) SciT  

Adaptations of living things

- ✿ describe adaptations as existing structures or behaviours that enable living things to survive in their environment (ACSSU043) SciT 

- ✿ describe the structural and/or behavioural features of some native Australian animals and plants and why they are considered to be adaptations **ComT SciT**

